



### District Report Card: 2017


<b>State:</b> Gujarat	<b>District:</b> Narmada
<b>Class:</b> 3	<b>Subject:</b> Mathematics
<b>Schools:</b> 61	<b>Students:</b> 918


### Participation/Coverage


#### Students

<b>GENDER</b> 	Boys		Girls	
	Number	%	Number	%
	483	52.61	435	47.39

<b>AREA</b> 	Rural		Urban	
	Number	%	Number	%
	891	97.06	27	2.94

<b>CATEGORY</b> 	SC		ST		OBC		GEN	
	Number	%	Number	%	Number	%	Number	%
	5	0.54	842	91.72	36	3.92	35	3.81

<b>CWSN</b> 	LD	VI	HI	S&LD	ID	Oth
	1	5	2	3	5	5

<b>Management</b> 	Government		Government-aided	
	Number	%	Number	%
	918	100.00	0	0.00

### Average Performance of Students in Mathematics (%)

Overall	Gender		Area		Management		Social Group			
	Male	Female	Rural	Urban	Govt.	Aided	SC	ST	OBC	GEN
59.77	58.11	61.61	59.57	66.42	59.77	0.00	49.33	59.27	59.07	73.90

## Performance on Learning Outcomes (LOs)

Learning Outcomes	Description	Average Performance(%)
M301	Reads and writes numbers up to 999 using place value	56.97
M302	Compares numbers up to 999 based on their place values	71.57
M303	Solves simple daily life problems using addition and subtraction of three digit numbers with and without regrouping	54.60
M304	Constructs and uses the multiplication facts (up till 10) in daily life situations	57.08
M305	Analyses and applies an appropriate number operation in the situation/ context	60.68
M306	Explains the meaning of division facts by equal grouping/sharing and finds it by repeated subtraction	54.03
M309	Identifies and makes 2D-shapes by paper folding, paper cutting on the dot grid, using straight lines etc.	74.60
M311	Fills a given region leaving no gaps using a tile of a given shape	44.21
M312	Estimates and measures length and distance using standard units like centimeters or meters & identifies relationships	36.06
M317	Reads the time correctly to the hour using a clock/watch	63.07
M318	Extends patterns in simple shapes and numbers	56.15
M319	Records data using tally marks, represents pictorially and draws conclusions	75.27

Range of Performance of Students who Answered Correctly							
Below 30%		30% - 50%		50% - 75%		Above 75%	
Number	%	Number	%	Number	%	Number	%
158	17.21	162	17.65	300	32.68	298	32.46

## Lowest Performing Learning Outcomes (LOs)

- 1 - Estimates and measures length and distance using standard units like centimeters or meters & identifies relationships (36.06)
- 2 - Fills a given region leaving no gaps using a tile of a given shape (44.21)
- 3 - Explains the meaning of division facts by equal grouping/sharing and finds it by repeated subtraction (54.03)
- 4 - Solves simple daily life problems using addition and subtraction of three digit numbers with and without regrouping (54.60)
- 5 - Extends patterns in simple shapes and numbers (56.15)